

by phone 02331 6245-444 · by fax 02331 6245-200 · by e-mail technik@eurotec.team

Please contact our technical department or use the free [calculation services](#) in the service section of our website.

Contact

Trader:	_____	Contractor:	_____
Contact person:	_____	Contact person:	_____
e-mail:	_____	Phone:	_____
Project:	_____	e-mail:	_____

Project details

Utilisation

(to determine the loading capacity)

- | | | |
|---|--|---------------------------------|
| <input type="checkbox"/> private
(close to ground level) | <input type="checkbox"/> private
(Roof terraces, balconies, loggias) | <input type="checkbox"/> public |
| <input type="checkbox"/> Corner support system
(mounted on adjustable pedestals) | <input type="checkbox"/> Stone-System
(mounted on aluminium profiles) | |

Length Side A: _____ m
(in stress direction of substructure = SS)

Length Side B: _____ m

Centre distance e: _____ m
(SS spacing)

Total assembly height from _____ to _____ mm
(Top edge of ground/finished floor/roof ↔ Top edge of board)

Nivello 2.0 required: Yes No
(to compensate a sloped subsurface)

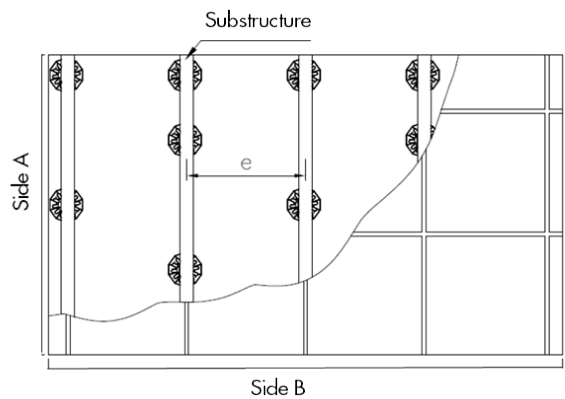
Flooring dimensions*: _____ mm
(dimension A x dimension B x slab thickness)

*Refer to manufacturer's information on mounting stone slabs! Using our system does not exempt planners/installers from the need to inform themselves of the manufacturer's specifications for other products (installed in conjunction with our system).

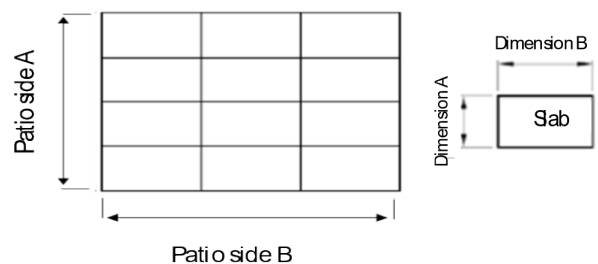
Deck edging end profile: Yes No

Substructure with aluminium profile

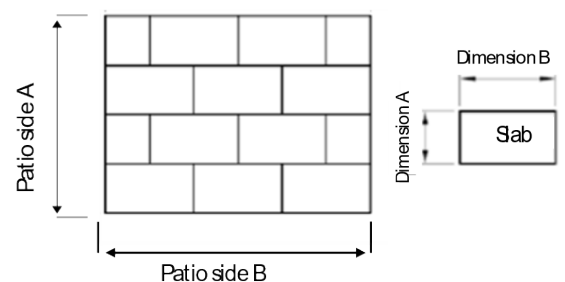
- | | | | |
|--|--|--|---|
| | <input type="checkbox"/> System profile EVO
60 x 40 x 4000 mm
W x H x L | | <input type="checkbox"/> Support profile HKP
60 x 100 x 4000 mm
W x H x L |
| | <input type="checkbox"/> System profile EVO Slim
60 x 20 x 4000 mm
W x H x L | | |



Cross bond



Stretcher bond





Sketch incl. dimensions:

A large, empty grid of small squares, intended for drawing a sketch of a stone patio with dimensions.